

THE END POVERTY LESSON and ACTION for BEFORE 17th Oct.

BACKGROUND information for teachers:

The U.N. End Poverty day is this Saturday 17th October. "POVERTY is not having enough for a person's basic needs." A person's needs include food, water, clothing and shelter, security and a family / social structure, health care and education. 'Extreme POVERTY' is calculated by the U.N., as trying to live on €1.25/day or less in less developed countries and 'Relative POVERTY' is used in wealthy countries to draw a poverty line at half the average industrial wage. Countries like Ireland and the USA are wealthy countries but many people live in poverty. Sat. 17th Oct is the UN End Poverty Day.

"Like Slavery and Apartheid, extreme POVERTY is not natural. It is man-made and can be eradicated by the actions of human beings." Nelson Mandela.

THE LESSON STARTS HERE.....

1. **Watch this video:** It's a lovely narrated picture book story (7 mins) about poverty and hunger but does raise many issues in a child friendly way. It is suitable for children of all ages and is excellent from a critical learning perspective.

Click <https://www.youtube.com/watch?v=1BnTzUHSQSk>



(Note to teachers & pupils: Be critical re possible rural, charities, better jobs, charity shop donations potential bias of book author vis-à-vis structural changes viewpoint!)

2. **Follow-up discussions:**
 - a. Ask children to share what they think the word 'poverty' means.
Brainstorm ideas and create a word web.
 - b. Talk about causes v effects and ask Why? Why? Why?
 - c. Create a tree showing the roots of the tree as the causes e.g low pay, unfair rules, bad laws, unequal chances, greed, bad luck, unemployment etc and draw the branches with the effects of poverty e.g hunger, homelessness, little money, poor housing, hopelessness, etc. (See tree diagram below.)
3. **To Do ACTION: (Before or after End Poverty Day on Sat. 17th Oct. 2020)**

Download our template page in English [HERE](#) (and as Gaeilge [Here](#)). Have your pupils/class/school write their own letter, poem, pictures or poster with suggestions for 'Children's views on Ending Poverty', make a display of the work, photograph it and E.mail to: press.office@taoiseach.gov.ie with the name of your school/class and enter 'Children's Views on Ending Poverty' in the 'subject' line.

4. More Possible Actions:

- a. Copy above to your school website, local paper, Intouch etc.
- b. Learn more about the Global Goals by clicking [HERE](#)
- c. Turn LEARNING into ACTION. Start locally and then take on the world! To watch this 4 min video for ideas click [HERE](#)
- d. Make a “No Poverty” poster simpler than the poster on next page.
(Senior classes but teacher can ‘talk through’ for younger classes?)






GOAL 1: NO POVERTY



BY: MARGREET DE HEER



***Note re dealing with sensitive/contentious issues:**

Please remember that there may be children in your class who have/are experiencing poverty, homelessness, hunger so be sensitive to their needs. Use inclusive language e.g. "Some of **us** may not have had a breakfast today" rather than "Poor people may not....."